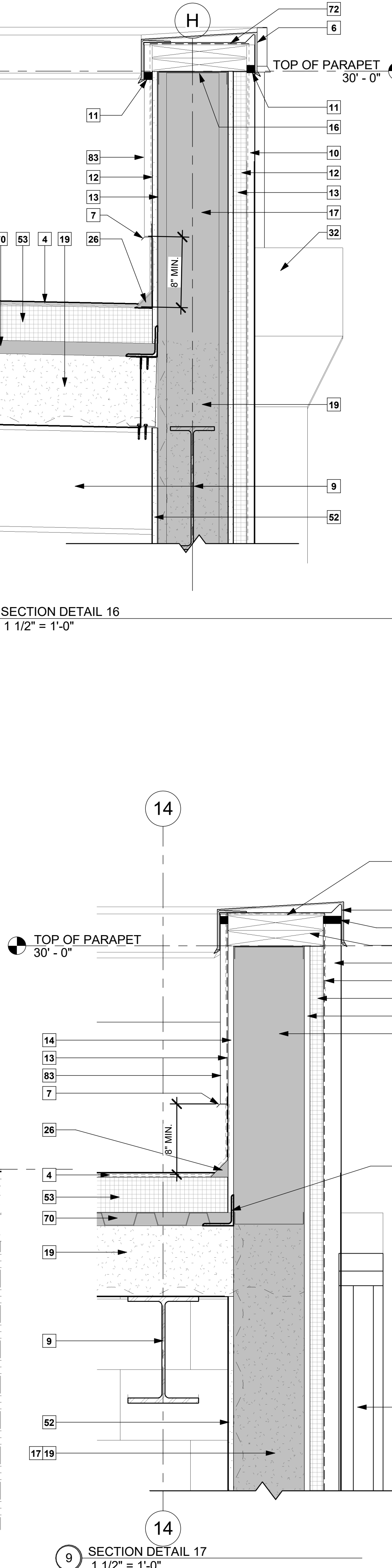
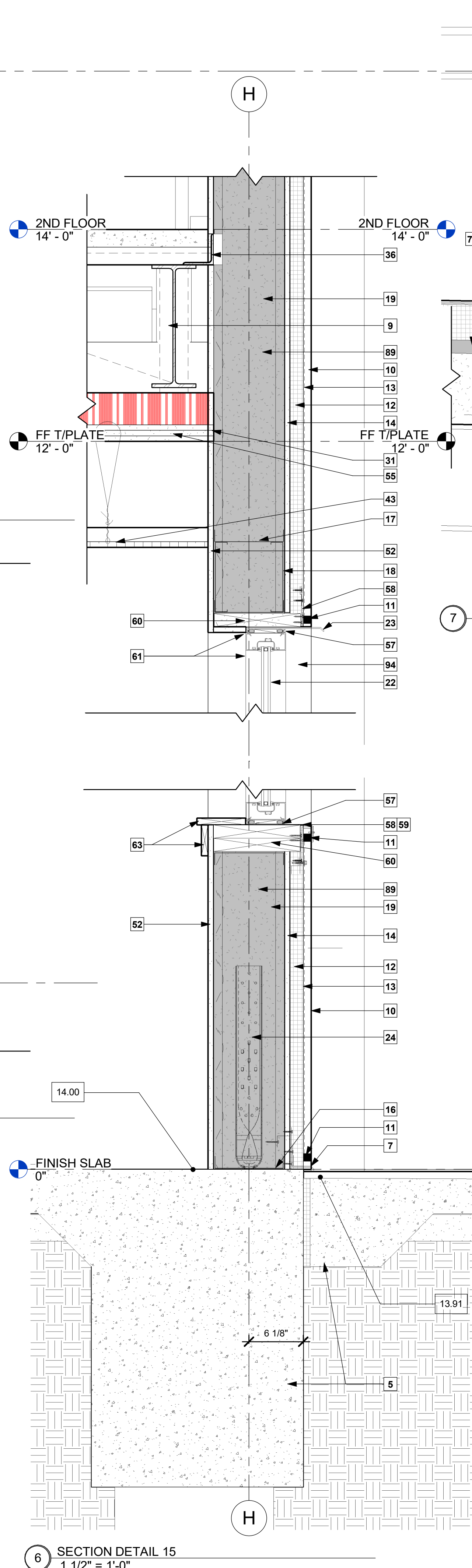
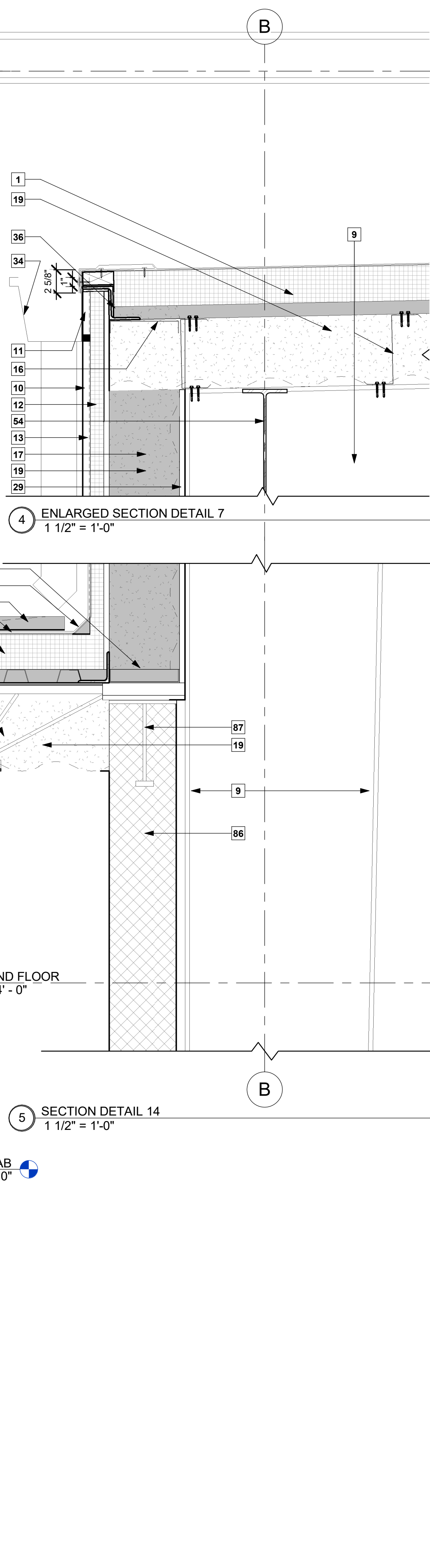
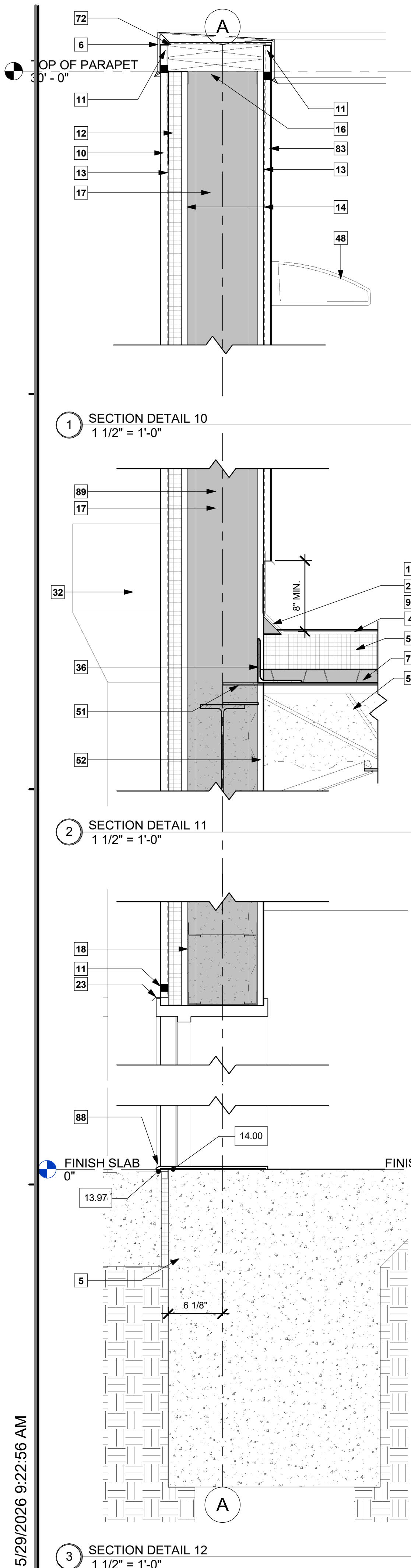


5/29/2026 9:22:56 AM



KEYNOTES TO SHEET

1. STANDING SEAM METAL ROOF SYSTEM AS SPECIFIED.
2. SELF-ADHERING HIGH-TEMP ROOF UNDERLAYMENT AS SPECIFIED.
3. NOT USED.
4. SBS ROOF SYSTEM. COORDINATE ALL MEP EQUIPMENT AND PENETRATIONS.
5. CONCRETE SLAB AS DETAIL. SEE STRUCTURAL DRAWINGS.
6. 24 GA. PREFINISHED GALV. METAL COPING W/ CONT. CLEAT AS SPECIFIED.
7. 24 GA. PREFINISHED GALV. BASE FLASHING PER MANUF.
8. PREFINISHED 24 GA. GALVANIZED EAVE AND RAKE TRIM IN COLORS AS SELECTED.
9. PEMB AS SPECIFIED. SEE STRUCTURAL. PAINT ALL STEEL IN ITS ENTIRETY. SHOP PRIME ALL MEMBERS.
10. EXTERIOR METAL WALL PANELS AS SPECIFIED. VERIFY TYPES, COLORS, AND LOCATIONS AS SPECIFIED AND AS INDICATED ON ELEVATIONS.
11. METAL PANEL ENCLOSURE STRIPS BY PANEL MANUFACTURER IN COLORS TO MATCH ADJACENT PANELS.
12. 1-1/2" RIGID INSULATION AS SPECIFIED.
13. SELF-ADHERING VAPOR BARRIER AS SPECIFIED.
14. 5/8" EXTERIOR GLASS MAT SHEATHING AS SPECIFIED.
15. SEALANT AS SPECIFIED.
16. 18 GA. CFMF TRACKS AS SPECIFIED. SET EXTERIOR AND SHOP WALL TRACKS IN MASTIC BED.
17. 16 GA. CFMF STUDS @ 16" O.C.
18. 14 GA. CFMF BOX HEADER AT ALL OPENINGS; DOUBLE JAMBS.
19. SPRAY FOAM INSULATION W/ INTUMESCENT COATING AS REQUIRED.
20. 5/8" INTERIOR FIRE-RETARDANT PLYWOOD PANELS AS SPECIFIED UP TO 8'-0". PAINT IN COLOR AS SELECTED BY OWNER.
21. DOOR UNIT AS SCHEDULED.
22. STOREFRONT INSULATED WINDOW SYSTEM W/ ANODIZED FINISH TO MATCH FORD STANDARDS.
23. 22 GA. PREFINISHED HEAD FLASHING. EXTEND INTO WALL ASSEMBLY.
24. SIMPSON STRONG-TIE HDU HOLD-DOWN ANCHORS AT 48" O.C.
25. 2X12 WOOD FRAMING AS SPECIFIED. SEE STRUCTURAL.
26. CANT STRIP AS SPECIFIED.
27. 1-HR FIRE-RATED CMU WALL AS SCHEDULED.
28. COILING DOOR HOOD. SUPPORT PER MANUFACTURER.
29. 5/8" EXT. GYP. BOARD; TAPE, FINISH, PRIME, AND PAINT. INSTALL EXPANSION JOINTS @ 30' O.C. HORIZONTALLY.
30. MINERAL WOOL SOUND ATTENUATION BATT INSULATION.
31. PROVIDE FIRESTOP AT ALL RATED ASSEMBLIES AND PENETRATIONS.
32. CONDUCTOR HEAD AND DOWNSPOUT AS SPECIFIED.
33. ROOF SCUPPER AS DETAIL.
34. GUTTERS AND DOWNSPOUTS AS SPECIFIED. PROVIDE SPLASH BLOCKS.
35. GALV. STEEL ROOF ACCESS LADDER AS SPECIFIED. BILCO TYPE E ROOF HATCH BASIS OF DESIGN. PROVIDE ALL REQUIRED SUPPORTS, CURBS, FASTENERS, AND FALL PROTECTION ACCESSORIES PER OSHA REQUIREMENTS.
36. ROOF EDGE ANGLE. SEE STRUCTURAL DRAWINGS.
37. SPLASH BLOCK AS SPECIFIED.
38. 7/8" HAT CHANNEL AT 16" O.C. AS SPECIFIED.
39. SEE FRAMING PLAN FOR ADDITIONAL INFORMATION.
40. STEEL GUARDHANDRAIL SYSTEM. PAINT ALL EXPOSED COMPONENTS.
41. STEEL MEZZANINE DECK AS SPECIFIED. COORDINATE W/ OWNER.
42. METAL STAIRS AS DETAIL. PAINT EXPOSED STEEL.
43. CEILING SYSTEM AS SCHEDULED. REFER TO REFLECTED CEILING PLAN.
44. 1-HR UL V497 ASSEMBLY: (3) LAYERS 5/8" GYP. BD. ON 16GA. 3-5/8" STUDS.
45. BRIDGE CRANE SYSTEM AS SPECIFIED. SEE STRUCTURAL. REMOVE LOGOS; PAINT AS SELECTED.
46. COUNTERTOPS AS INDICATED ON DRAWINGS AND INTERIOR ELEVATIONS.
47. OWNER-FURNISHED EQUIPMENT. COORDINATE INSTALLATION.
48. SEE MECHANICAL, ELECTRICAL, AND PLUMBING DRAWINGS.
49. NOT USED.
50. METAL JOISTS. SEE STRUCTURAL DRAWINGS.
51. 5/8" INTERIOR GYPSUM BOARD; TAPE, FINISH, PRIME, AND PAINT IN COLOR AS SELECTED. INSTALL EXPANSION JOINTS @ 30' O.C. HORIZONTALLY.
52. TAPERED 4" RIGID INSULATION. SEE ROOF PLAN FOR SLOPES.
53. EAVE STRUT PER BUILDING MANUFACTURER AS SPECIFIED.
54. 1-HR UL 1504 ASSEMBLY: (3) LAYERS 5/8" GYP. BD. ON 16GA. 3-5/8" STUDS.
55. NOT USED, REFER TO KEYNOTE 53.
56. PROVIDE BACKER ROD AND SEALANT AT WINDOW OPENINGS.
57. EXTEND SELF-ADHERING VAPOR BARRIER BELOW WINDOW SILL.
58. PROVIDE WINDOW SILL PAN FLASHING W/ END DAMS.
59. PROVIDE TREATED 2X BLOCKING AT WINDOW HEADS, SILLS, AND JAMBS.
60. EXTEND GYP. BOARD INTO WINDOW JAMBS; PROVIDE CONT. SEALANT.
61. 22 GA. PREFINISHED WINDOW JAMB FLASHING W/ CONT. SEALANT.
62. INDICATES WOOD WINDOW SILL SYSTEM. PAINTED AS SPECIFIED IN COLOR AS SELECTED.
63. PROVIDE TREATED 2X BLOCKING AT PARAPET CAPS; BOLT TO TOP TRACK.
64. COORDINATE DOOR THRESHOLD DEPTH W/ DOOR MANUF. PRIOR TO CONCRETE.
65. INDICATES THE OVERHEAD ACTING COILING DOOR AS SPECIFIED.
66. EXTEND DOOR JAMB FLASHING TO EL. 13.95' BELOW FLOOR LINE.
67. NOT USED.
68. INDICATES ROOF STRUCTURE. SEE STRUCTURAL PLANS.
69. INDICATES ROOFING DECKING 22GA. B DECK MIN. OR EQUAL, SEE STRUCTURAL PLANS.
70. NOT USED, REFER TO KEYNOTE 9.
71. EXTEND SELF-ADHERED VAPOR BARRIER OVER PARAPET AND BLOCKING.
72. EXTEND SELF-ADHERING VAPOR BARRIER AS SHOWN.
73. 24 GA. THRU-WALL SCUPPER AS DETAIL. COORDINATE FOR WEATHERTIGHT INSTALLATION.
74. INDICATES MISC. TREATED WOOD BLOCKING AS SHOWN. ANCHOR TO STRUCTURE OR FRAMING.
75. 1" RIGID INSULATION AS SPECIFIED.
76. FULLY ADHERED REINFORCING SHEET PER ROOF MANUF.
77. PROVIDE ELASTOMERIC SEALANT PER ROOF MANUF.
78. FASTEN PANELS PER REQUIRED WIND LOAD FASTENING PATTERN.
79. NOT USED. REFER TO KEYNOTE 54.
80. EXTEND ROOFING SHEETS AND WEATHERPROOFING BEHIND WALL.
81. PANEL AND SECURE TO WALL WITH GALV. METAL TERMINATION BAR.
82. EXTEND ROOFING AND WEATHER BARRIER BEHIND WALL PANEL W/ TERMINATION BAR.
83. PROVIDE 28 GA. R-PANELS AT LOW WALLS NOT VISIBLE FROM GRADE.
84. NOT USED. REFER TO KEYNOTE 8.
85. GUTTER BACK FLASHING TO EXTEND TO ROOF ANCHORAGE.
86. CMU WALLS PER STRUCTURAL. FINISH AND PAINT AS SPECIFIED.
87. SEE STRUCTURAL FOR IMBEDDED ANCHORING PLATES AT BAR JOIST.
88. PROVIDE DOOR THRESHOLD AS SPECIFIED. GROUT UNDER THRESHOLD THAT HANG OVER THE SLAB EDGE.
89. 6"X8" HSS COLUMNS AT NORTH AND SOUTH END WALLS. PROVIDED BY PEMB MANUFACTURER.
90. SIGNAGE PROVIDED BY OWNER. CONTRACTOR TO COORDINATE REQUIRED BLOCKING FOR MOUNTING.
91. 16GA. 6" CFMF CEILING JOISTS @ 24" O.C. OVER SERVICE WRITERS.
92. METAL WALL "R" PANEL AS SPECIFIED.
93. 2 LAYERS OF 3/4" PLYWOOD WRAPPED WITH 16GA. STAINLESS STEEL TOP, SATIN FINISH.
94. WINDOW TRIM AS SPECIFIED. PAINT IN COLOR TO MATCH THE ADJACENT SIDING.
95. PROVIDE INSULATED CURB AS REQUIRED FOR EQUIPMENT SUPPORT. PROVIDE PREFINISHED METAL FLASHING, COUNTERFLASHING, AND COPING ON ENTIRE CURB. COORDINATE SIZE, HEIGHT, AND INSTALLATION REQUIREMENTS WITH ROOFING AND MECHANICAL EQUIPMENT MANUFACTURER.



RANDY M. GOODLOE, AIA, APAC
755 KIRBY STREET
LAKE CHARLES, LOUISIANA

OFFICE: 337.436.3036
FAX: 337.436.3173



LA. LICENSE NO. 4086

NEW CONSTRUCTION
FORD PRO
FOR
MIKE WILLIS
2010 PATTON ST.

© COPYRIGHT 2026,
RANDY M. GOODLOE, AIA, APAC
ALL INFORMATION, EITHER DRAWN, WRITTEN,
OR IMPLIED APPEARING IN THIS DOCUMENT
SHALL NOT BE DUPLICATED, DISCLOSED, OR
OTHERWISE USED WITHOUT THE WRITTEN
PERMISSION OF THE AUTHOR, RANDY M.
GOODLOE, AIA, APAC. THIS DOCUMENT IS AN
INSTRUMENT OF SERVICE AND IS THE SOLE
PROPERTY OF THE AUTHOR. FURTHERMORE,
THE USE OF THIS DOCUMENT FOR ANY
PURPOSE SHALL BE REVOKED, IF THE INTENT
OF THE DESIGN OR THE CONSTRUCTION
TECHNIQUES OR DETAILS SHOWN HEREIN
ARE NOT ADHERED TO OR THE
CONTRACTUAL AGREEMENT GOVERNING
THEIR USE ARE NOT STRICTLY ADHERED TO.

PROJECT NO.

25012

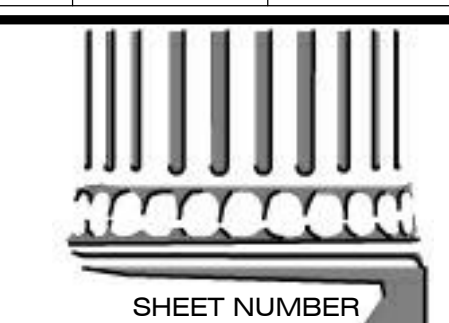
PROJECT MANAGER

TM

DATE ISSUED

2026.05.22

REVISED



SHEET NUMBER
A-451
ENLARGED DETAILS